

Keyence EX-V01

Controller for EX-305V Sensor Head



\$850.00

In Stock

Qty Available: 4

Used and in Excellent Condition

Open Web Page

<https://www.artisantg.com/82418-1>

All trademarks, brandnames, and brands appearing herein are the property of their respective owners.



Your **definitive** source
for quality pre-owned
equipment.

Artisan Technology Group

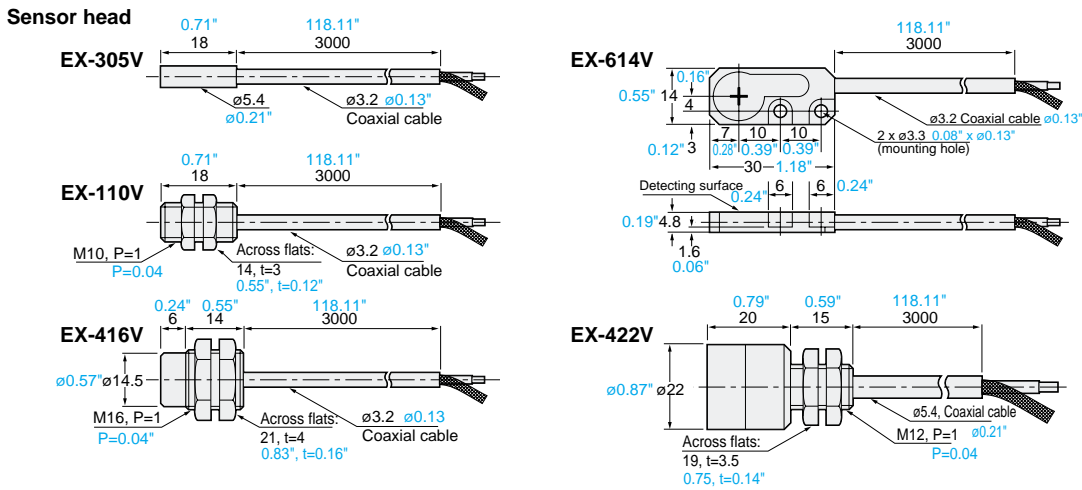
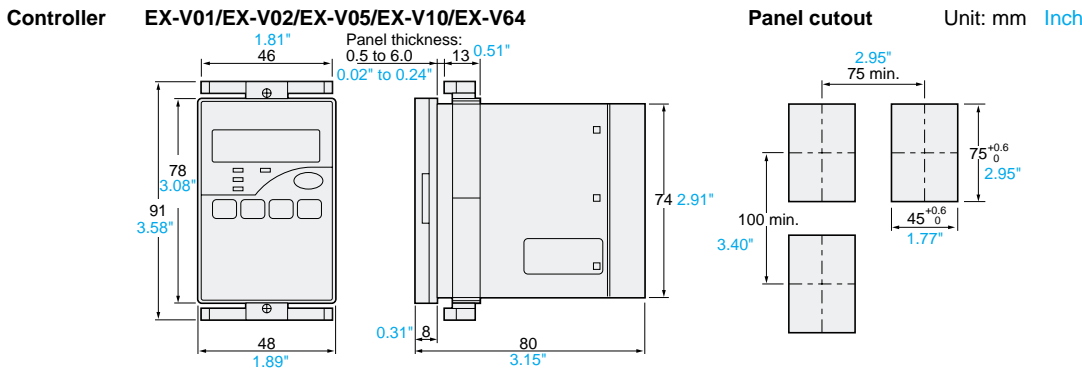
(217) 352-9330 | sales@artisanng.com | artisanng.com

- Critical and expedited services
- In stock / Ready-to-ship

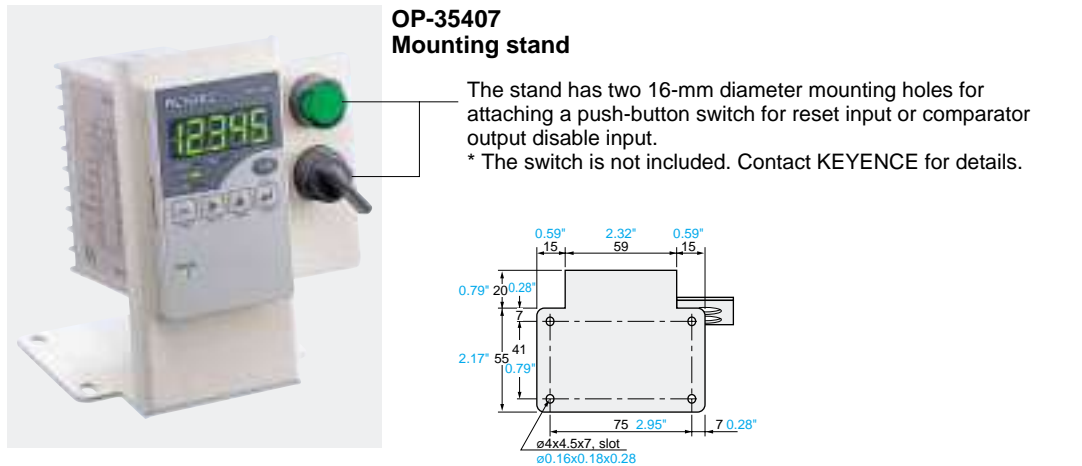
- We buy your excess, underutilized, and idle equipment
- Full-service, independent repair center

Artisan Scientific Corporation dba Artisan Technology Group is not an affiliate, representative, or authorized distributor for any manufacturer listed herein.

■ Dimensions



■ Options



NEW High-speed, High-Accuracy
Digital Displacement
Inductive Sensor
EX-V Series



Visit our website for other Keyence products at www.keyence.com

Specifications are subject to change without notice.



KEYENCE CORPORATION OF AMERICA
Corporate Office
50 Tice Blvd., Woodcliff Lake, NJ 07677, U.S.A.

Boston Office Phone: 781-453-2244 Fax: 781-453-2255	Atlanta Office Phone: 770-951-1222 Fax: 770-951-1958	Michigan Office Phone: 734-591-9922 Fax: 734-591-1722	St. Louis Office Phone: 314-275-9174 Fax: 314-275-9175	Portland Office Phone: 503-699-0500 Fax: 503-699-8400
New Jersey Office Phone: 201-291-4000 Fax: 201-291-8860	Tampa Office Phone: 813-998-9886 Fax: 813-998-9887	Indianapolis Office Phone: 317-471-3551 Fax: 317-471-3550	Texas Office Phone: 972-733-6790 Fax: 972-733-6791	Northern California Office Phone: 925-225-1550 Fax: 925-225-1440
Pennsylvania Office Phone: 610-768-8993 Fax: 610-337-1067	Cleveland Office Phone: 216-464-7530 Fax: 216-464-7540	Chicago Office Phone: 847-969-0001 Fax: 847-969-0453	Denver Office Phone: 303-756-5242 Fax: 303-756-8301	Los Angeles Office Phone: 310-851-8635 Fax: 310-851-8681
Charlotte Office Phone: 704-423-0070 Fax: 704-423-0066	Columbus Office Phone: 614-799-3400 Fax: 614-799-3401	Minneapolis Office Phone: 612-449-5163 Fax: 612-449-5169	Phoenix Office Phone: 602-225-2400 Fax: 602-225-2425	

© KEYENCE CORPORATION, 2000 EXV-KA-C-2-1200 Printed in Japan

High-speed Sub-micron Displacement Sensor
with 40,000 Samples/sec.

High Accuracy Inductive Gauging Technology



High-Performance & Simple Setup

High-speed, high-accuracy detection allows for 24-hour monitoring of facilities and products, preventing defective products from being produced.

The high-speed, 40,000 samples/second sampling, does not overlook any instantaneous changes. Even high-speed production lines or moving objects can be measured accurately and efficiently. The EX-V Series significantly improves the reliability of facility monitoring system by adding more accurate measurement to the rugged design, which is virtually unaffected by harsh environments.

Bottom-dead-center measurement

High-accuracy and high-speed sampling enables the detection of minute changes in end of stroke.

Vibration measurement

The high-speed sampling of 40,000 times/second allows for reliable detection of abnormal vibrations in facilities.

Gap measurement

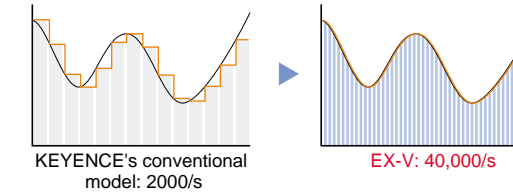
The rugged, compact sensor head allows for accurate measurement of the position or gap between devices.

High-speed, High-Accuracy Digital Displacement Sensor
EX-V Series

Best-in-its class accuracy and high-speed sampling

The EX-V series combines high-speed sampling with a newly developed linearity correction circuit which results in dramatic performance improvement over conventional eddy current systems.

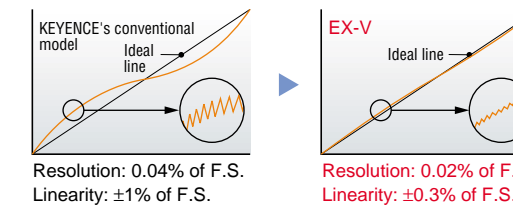
High-speed sampling: 40,000 samples/second



Instantaneous changes can be detected reliably.

The high-speed digital processing circuit allows for accurate detection of real peak (bottom) values that cannot be detected at conventional sampling speeds.

High resolution: 0.02% of F.S.; Linearity: $\pm 0.3\%$ of F.S.

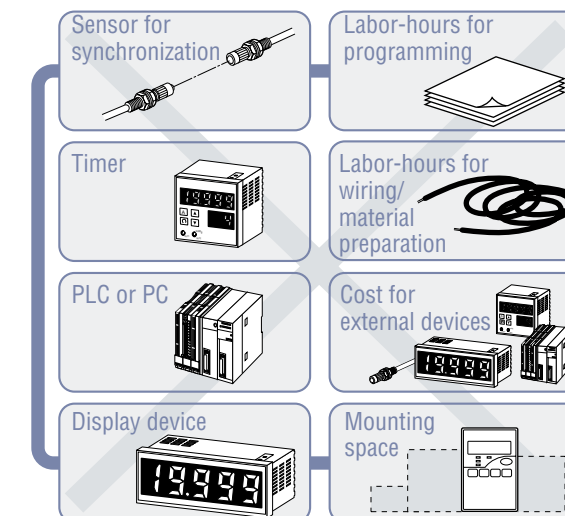


FLL circuit for high accuracy

The FLL (Flat Level Linearize) circuit applies the optimal linearization correction for each individual sensor head. You can achieve the measurement with best-in-its class accuracy with simple setting.

Significant reductions in cost/labor-hours at the touch of a button

The optimal program for the application is automatically set by just selecting the measurement mode. There is no need for complicated settings of a trigger input, timer setting or arithmetic operation using external devices.



Timer operation or average value calculation can be set at the push of a button on the EX-V digital controller. No PLC or PC is necessary. No external devices are needed for synchronization.

Small and highly resistant sensor head

Considering the use in factories, the sensor head is designed to be resistant against harsh environments, to save space and to allow for easy maintenance.

Resistant against harsh environments: IP-67 rated



All models are rated as IP-67, offering resistance against both water and oil. They offer reliable operation even in harsh environments.

Space saving: Compact or low-profile type available



You can select the optimal sensor head according to the application and available mounting space.

Easy maintenance

Compatible sensor head
The FLL circuit allows for compatibility among sensor heads of the same model.

Alarm output
The alarm output indicates accidental breakage or disconnection of the sensor head.

Easy maintenance and useful functions ensure reliable operation in factories.

High-Performance & Simple Setup

High-speed, high-accuracy detection allows for 24-hour monitoring of facilities and products, preventing defective products from being produced.

The high-speed, 40,000 samples/second sampling, does not overlook any instantaneous changes. Even high-speed production lines or moving objects can be measured accurately and efficiently. The EX-V Series significantly improves the reliability of facility monitoring system by adding more accurate measurement to the rugged design, which is virtually unaffected by harsh environments.

Bottom-dead-center measurement

High-accuracy and high-speed sampling enables the detection of minute changes in end of stroke.

Vibration measurement

The high-speed sampling of 40,000 times/second allows for reliable detection of abnormal vibrations in facilities.

Gap measurement

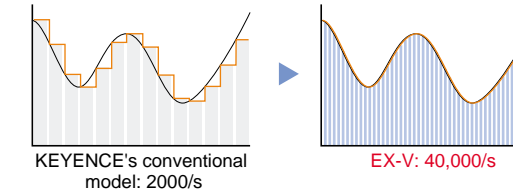
The rugged, compact sensor head allows for accurate measurement of the position or gap between devices.

High-speed, High-Accuracy Digital Displacement Sensor
EX-V Series

Best-in-its class accuracy and high-speed sampling

The EX-V series combines high-speed sampling with a newly developed linearity correction circuit which results in dramatic performance improvement over conventional eddy current systems.

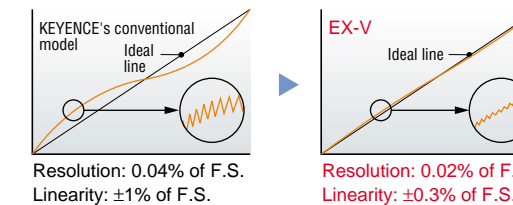
High-speed sampling: 40,000 samples/second



Instantaneous changes can be detected reliably.

The high-speed digital processing circuit allows for accurate detection of real peak (bottom) values that cannot be detected at conventional sampling speeds.

High resolution: 0.02% of F.S.; Linearity: $\pm 0.3\%$ of F.S.

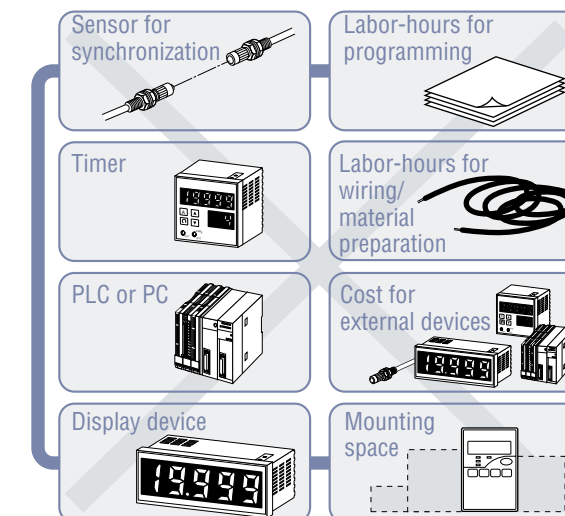


FLL circuit for high accuracy

The FLL (Flat Level Linearize) circuit applies the optimal linearization correction for each individual sensor head. You can achieve the measurement with best-in-its class accuracy with simple setting.

Significant reductions in cost/labor-hours at the touch of a button

The optimal program for the application is automatically set by just selecting the measurement mode. There is no need for complicated settings of a trigger input, timer setting or arithmetic operation using external devices.



Timer operation or average value calculation can be set at the push of a button on the EX-V digital controller. No PLC or PC is necessary. No external devices are needed for synchronization.

Small and highly resistant sensor head

Considering the use in factories, the sensor head is designed to be resistant against harsh environments, to save space and to allow for easy maintenance.

Resistant against harsh environments: IP-67 rated



All models are rated as IP-67, offering resistance against both water and oil. They offer reliable operation even in harsh environments.

Space saving: Compact or low-profile type available



You can select the optimal sensor head according to the application and available mounting space.

Easy maintenance

Compatible sensor head
The FLL circuit allows for compatibility among sensor heads of the same model.

Alarm output
The alarm output indicates accidental breakage or disconnection of the sensor head.

Easy maintenance and useful functions ensure reliable operation in factories.

Just select the optimal setting for your application.

Basic modes for quick operation

Optimal settings for common applications are preprogrammed. Simply selecting the appropriate mode completes the setting. There is no need for time-consuming initial setting or adjustment.



Select the mode

For automatic setting

Bottom-dead-center mode

Eccentricity/vibration mode

Thickness/gap mode



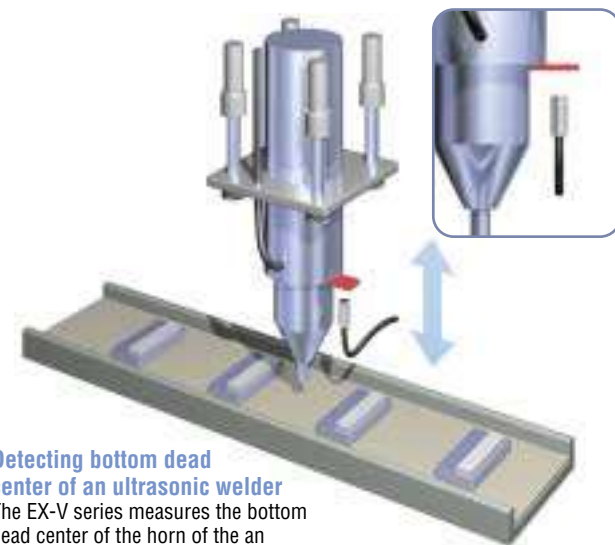
Bottom-dead-center mode

Bottom-dead-center hold

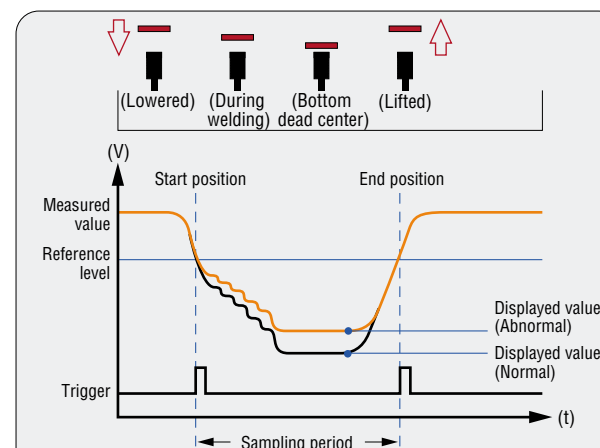
Automatic trigger

Previous value comparison

Automatically detects the bottom dead center of stroke.



Detecting bottom dead center of an ultrasonic welder
The EX-V series measures the bottom dead center of the horn of the an ultrasonic welder to detect defective welding.



Just selecting the bottom-dead-center mode automatically activates trigger inputs. The position of the bottom dead center within the sampling period is detected and then judged whether it is within the tolerance range or not.

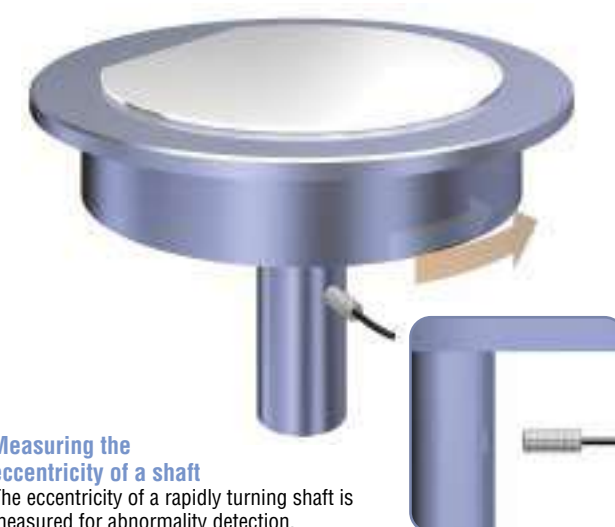
Eccentricity/vibration mode

Amplitude hold

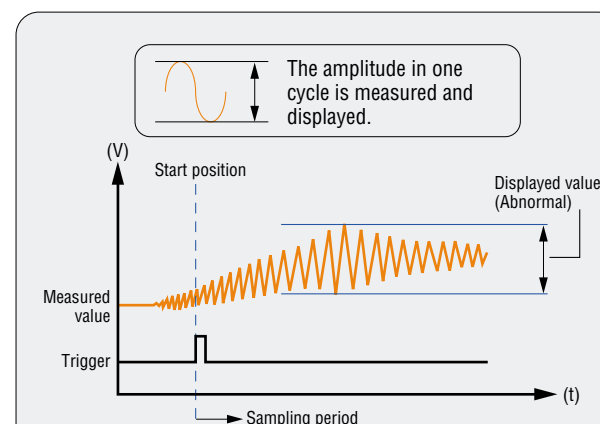
Automatic trigger

Cyclical difference measurement

Accurately measures amplitude without being affected by changes over time.



Measuring the eccentricity of a shaft
The eccentricity of a rapidly turning shaft is measured for abnormality detection.



Measurement automatically starts when the amplitude exceeds the specified value. If the amplitude exceeds the tolerance range, an output is produced to indicate abnormal vibration.

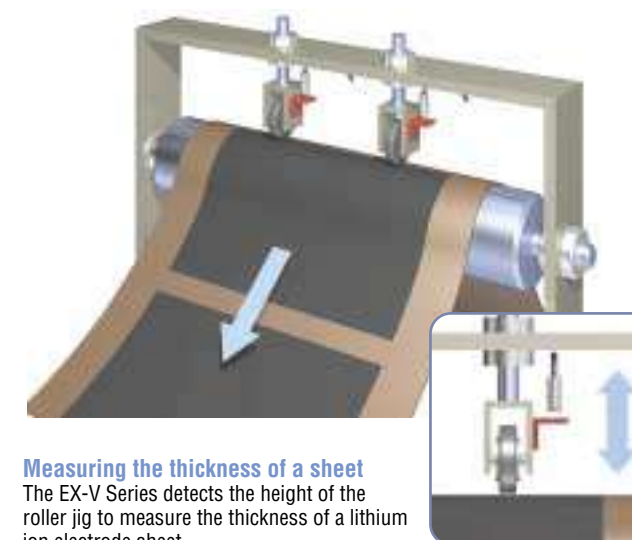
Thickness/gap mode

Continuous

Average

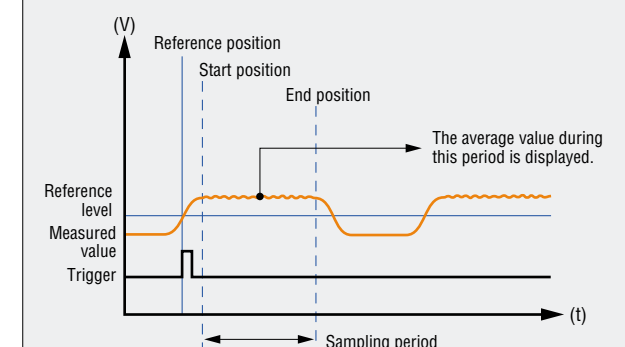
Internal timer

Measures the average thickness of the desired section with a simple setting.



Measuring the thickness of a sheet
The EX-V Series detects the height of the roller jig to measure the thickness of a lithium ion electrode sheet.

Average measurement



Just selecting the "Average" measurement type automatically activates trigger inputs to measure the average value within the specified section.

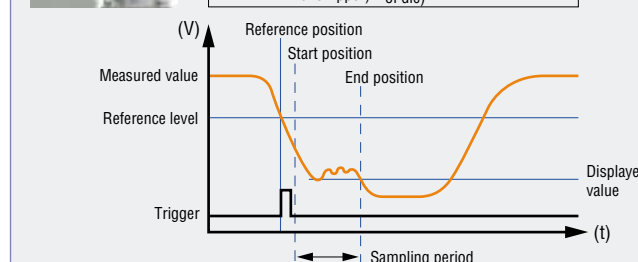
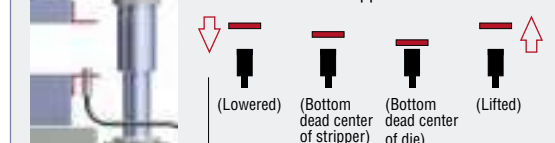
Select the program best suited for your application.

Various measurement modes

You can select the measurement mode best suited for your application, such as the limited bottom-dead-center mode or difference between peaks (bottoms) mode.

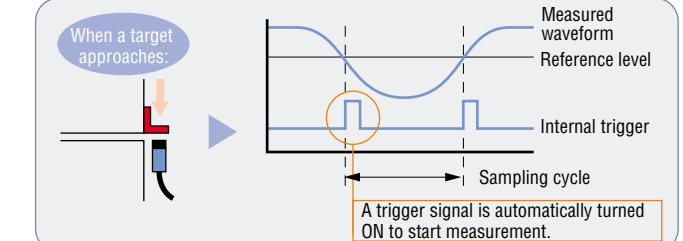
Limited bottom-dead-center mode

Detecting swarf generation in a press
The swarf may not be detected at the bottom dead center of the die because it is crushed there. Detecting the bottom dead center of the stripper allows for stable detection.



Automatic trigger

When a target approaches the sensor, a trigger signal is automatically turned ON to start measurement. There is no need for an external trigger input or timer setting.



Timer function

The flicker function using the internal timer allows for measurement of the average value or vibration within a specified period. Moreover, the timer enables adjustment of the start or end point of measurement from the instant the automatic trigger is turned ON.

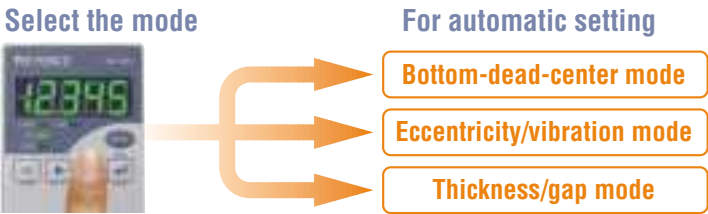
Previous value comparison

The latest measured value can be compared with the average value of the previous measurements. This allows for the detection of only abrupt changes without being affected by changes over time.

Just select the optimal setting for your application.

Basic modes for quick operation

Optimal settings for common applications are preprogrammed. Simply selecting the appropriate mode completes the setting. There is no need for time-consuming initial setting or adjustment.



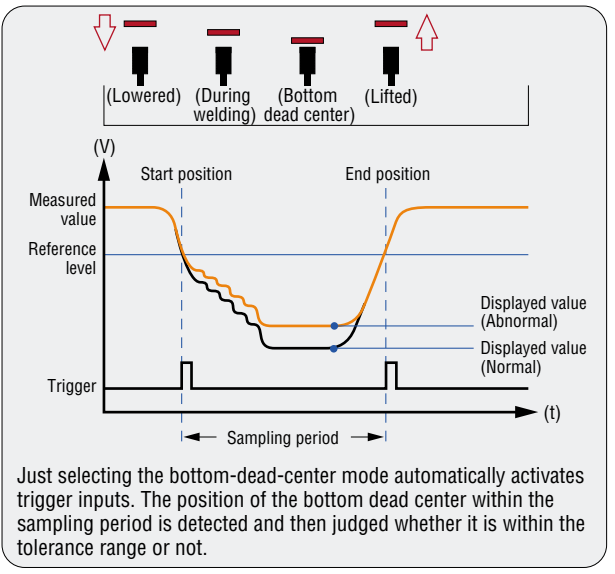
Bottom-dead-center mode

Bottom-dead-center hold Automatic trigger Previous value comparison

Automatically detects the bottom dead center of stroke.

Detecting bottom dead center of an ultrasonic welder

The EX-V series measures the bottom dead center of the horn of the an ultrasonic welder to detect defective welding.



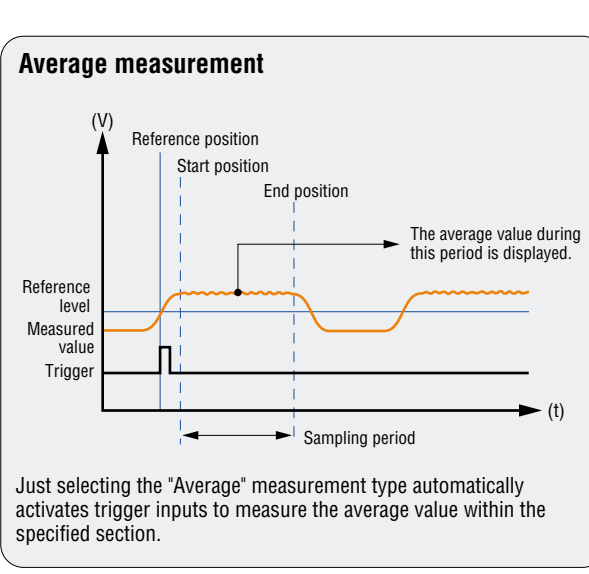
Thickness/gap mode

Continuous Average Internal timer

Measures the average thickness of the desired section with a simple setting.

Measuring the thickness of a sheet

The EX-V Series detects the height of the roller jig to measure the thickness of a lithium ion electrode sheet.



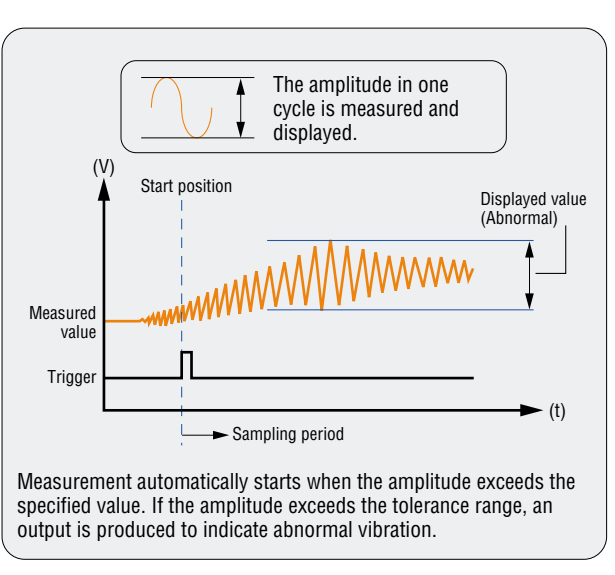
Eccentricity/vibration mode

Amplitude hold Automatic trigger Cyclical difference measurement

Accurately measures amplitude without being affected by changes over time.

Measuring the eccentricity of a shaft

The eccentricity of a rapidly turning shaft is measured for abnormality detection.



Select the program best suited for your application.

Various measurement modes

You can select the measurement mode best suited for your application, such as the limited bottom-dead-center mode or difference between peaks (bottoms) mode.

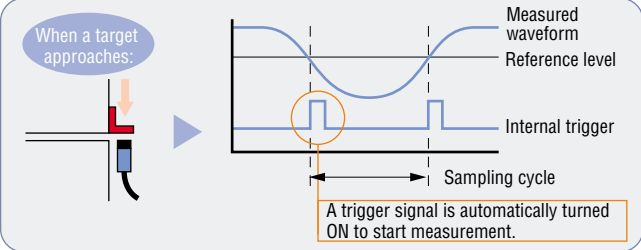
Limited bottom-dead-center mode

Detecting swarf generation in a press

The swarf may not be detected at the bottom dead center of the die because it is crushed there. Detecting the bottom dead center of the stripper allows for stable detection.

Automatic trigger

When a target approaches the sensor, a trigger signal is automatically turned ON to start measurement. There is no need for an external trigger input or timer setting.



Timer function

The flicker function using the internal timer allows for measurement of the average value or vibration within a specified period. Moreover, the timer enables adjustment of the start or end point of measurement from the instant the automatic trigger is turned ON.

Previous value comparison

The latest measured value can be compared with the average value of the previous measurements. This allows for the detection of only abrupt changes without being affected by changes over time.

Various Functions for Every Need

Measurement period output

The measurement period for bottom-dead-center or eccentricity detection can be specified by strobe outputs. By connecting the EX-V Series to an oscilloscope or other device, you can adjust the device while monitoring a waveform.

Tolerance limit memory function

Up to four upper/lower tolerance limit settings can be stored in memory. You can switch these settings also by external signals. This makes changeover quick and easy.

Comparator output disable input

The comparator output can be stopped with external signals. While continuing comparator operation, you can stop the output until the device operation stabilizes.

Applications by Facility/Product

Facility

Electric machinery/electronics

Detecting improper crimping
Improper crimping can be detected by checking the bottom dead center of the machine.

Checking the origin of the X-Y stage
The resolution of 0.4 μm enables accurate measurement of the position of the origin.

Metal/automobile

Measuring the eccentricity of ATC tools
Eccentricity due to trapped swarf can be detected.

Measuring the elongation of a tie bar
The elongation of the tie bar of a die-cast machine can be measured by using a magnet jig.

Plastic/paper

Measuring the distortion of a die for an injection molding machine
The amount of distortion can be measured by comparing the measured values before and after the load is applied.

Detecting the surface runout of a slitter blade
The eccentricity mode automatically detects the surface runout exceeding the reference value.

Product

Measuring the surface runout of a disk
The eccentricity mode detects the surface runout of a disk.

Differentiation of the outer diameter of a bearing
The bottom-dead-center mode detects the point where the bearing comes the closest to the sensor head to differentiate the outer diameter.

Measuring the gap between rollers
The gap between the molding rollers can be accurately measured.

Measuring subtle vibration of a precision motor
Detecting abnormal vibration prevents defective products from being sent to the next process.

Detecting the eccentricity of a gear
Setting the eccentricity mode to the difference between peaks measurement type detects the eccentricity in gear teeth tops.

Detecting double-fed paper bags
Detecting the movement of a jig allows for differentiation between one and two paper bags.

Selection Chart

Controller



EX-V Series

Sensor head

Shape	Measuring range	Resolution	Model
ø5.4 x 18mm	1 mm	0.4 μm	EX-305V
M10 x 18mm	2 mm	0.4 μm	EX-110V
M16 x 20mm	5 mm	1 μm	EX-416V
ø22 x 35mm	10 mm	2 μm	EX-422V
14 x 30 x 4.8mm	4 mm	1 μm	EX-614V

Specifications

Model		Cylindrical	Threaded	Cylindrical, threaded		Thin profile
		ø5.4 x 18 mm	M10 x 18 mm	M16 x 20 mm	ø22 x 35 mm	14x30x4.8 mm
Shape	Sensor head	EX-305V	EX-110V	EX-416V	EX-422V	EX-614V
	Controller	EX-V01	EX-V02	EX-V05	EX-V10	EX-V64
Measuring range		0 to 1 mm	0 to 2 mm	0 to 5 mm	0 to 10 mm	0 to 4 mm
Display range		-19999 to 19999				
Linearity		±0.3% of F.S.				
Resolution		0.4 μm	0.4 μm	1 μm	2 μm	1 μm
Sampling rate		40000 samples max./sec. ¹				
Display rate		20/sec.				
Display character		7-segment 2-color LED				
Range-over alarm		±FFFF is displayed.				
Control input	Timing input	NPN open-collector or non-voltage contact				
	Reset input					
	Auto-zero input					
	Comparator output disable input					
	Synchronous input					
Control output	External setting input					
	Tolerance setting	Upper/lower 2-level setting x 4 sets (selectable)				
	Signal	NPN open-collector (HIGH, GO and LOW): 100 mA max. (40 V max.)				
	Response time	0.075 ms (at maximum speed)				
Strobe output	Off-delay time	60 ms				
	Alarm output	NPN open-collector: 100 mA max. (40 V max.), Residual voltage: 1 V max. (N.O.)				
	Output voltage	±5 V				
Analog voltage output	Impedance	100 Ω				
	Response time	0.075 ms (at maximum speed)				
Temperature fluctuation		0.07% of F.S./°C ²				
Power supply		24 VDC±10%, Ripple (P-P): 10% max.				
Current consumption		240 mA max.				
Ambient temperature	Sensor head	-10 to +60°C (14 to 140 °F), No freezing				
	Controller	0 to +50°C (32 to 122 °F), No freezing				
Relative humidity		35 to 85%, No condensation				
Vibration		10 to 55 Hz, 1.5 mm double amplitude in X, Y and Z directions, 2 hours respectively				
Weight	Sensor head (including 3-m cable)	Approx. 45 g	Approx. 55 g	Approx. 75 g	Approx. 200 g	Approx. 60 g
	Controller	Approx. 235 g				
Major functions		Auto-zero function, Offset function, Measurement modes (15 types), Tolerance limit value memory function (4 patterns)				

1. When the digital filter function is used, the sampling rate is 20000 sampling/sec.
2. When the distance between the sensor head and the target is within 50% of the measuring range.
3. The above data was obtained using an iron target (S45C, SS41, t = 1 mm 0.04"). When measuring aluminum, copper, or stainless steel targets, refer to the linear characteristics for these materials.

Various Functions for Every Need

Measurement period output

The measurement period for bottom-dead-center or eccentricity detection can be specified by strobe outputs. By connecting the EX-V Series to an oscilloscope or other device, you can adjust the device while monitoring a waveform.

Tolerance limit memory function

Up to four upper/lower tolerance limit settings can be stored in memory. You can switch these settings also by external signals. This makes changeover quick and easy.

Comparator output disable input

The comparator output can be stopped with external signals. While continuing comparator operation, you can stop the output until the device operation stabilizes.

Applications by Facility/Product

Facility

Electric machinery/electronics

Detecting improper crimping
Improper crimping can be detected by checking the bottom dead center of the machine.

Checking the origin of the X-Y stage
The resolution of 0.4 μm enables accurate measurement of the position of the origin.

Metal/automobile

Measuring the eccentricity of ATC tools
Eccentricity due to trapped swarf can be detected.

Measuring the elongation of a tie bar
The elongation of the tie bar of a die-cast machine can be measured by using a magnet jig.

Plastic/paper

Measuring the distortion of a die for an injection molding machine
The amount of distortion can be measured by comparing the measured values before and after the load is applied.

Detecting the surface runout of a slitter blade
The eccentricity mode automatically detects the surface runout exceeding the reference value.

Product

Measuring the surface runout of a disk
The eccentricity mode detects the surface runout of a disk.

Differentiation of the outer diameter of a bearing
The bottom-dead-center mode detects the point where the bearing comes the closest to the sensor head to differentiate the outer diameter.

Measuring the gap between rollers
The gap between the molding rollers can be accurately measured.

Measuring subtle vibration of a precision motor
Detecting abnormal vibration prevents defective products from being sent to the next process.

Detecting the eccentricity of a gear
Setting the eccentricity mode to the difference between peaks measurement type detects the eccentricity in gear teeth tops.

Detecting double-fed paper bags
Detecting the movement of a jig allows for differentiation between one and two paper bags.

Selection Chart

Controller



EX-V Series

Sensor head

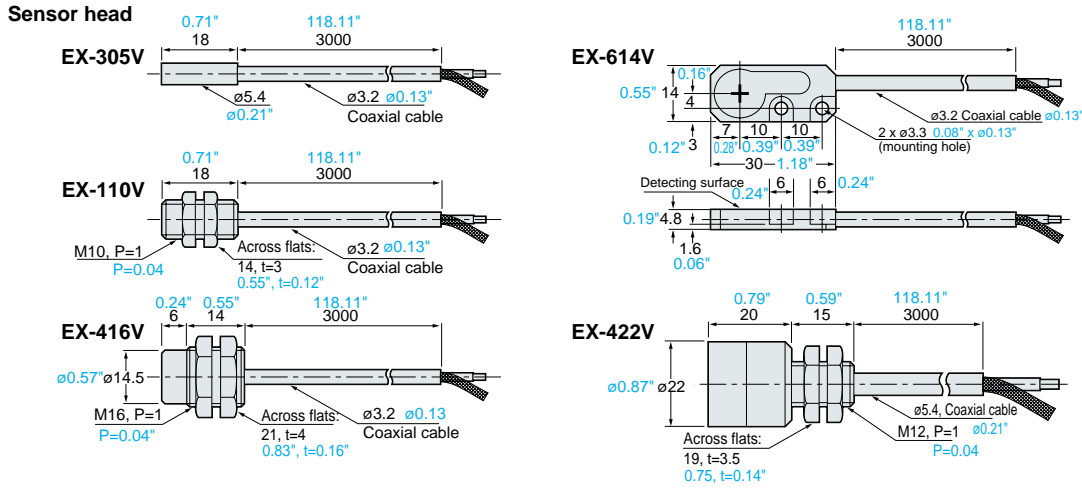
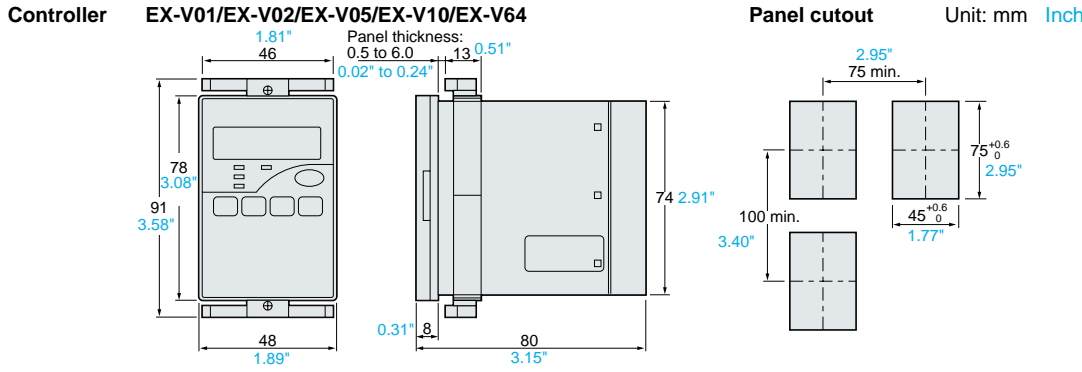
Shape	Measuring range	Resolution	Model
ø5.4 x 18mm	1 mm	0.4 μm	EX-305V
M10 x 18mm	2 mm	0.4 μm	EX-110V
M16 x 20mm	5 mm	1 μm	EX-416V
ø22 x 35mm	10 mm	2 μm	EX-422V
14 x 30 x 4.8mm	4 mm	1 μm	EX-614V

Specifications

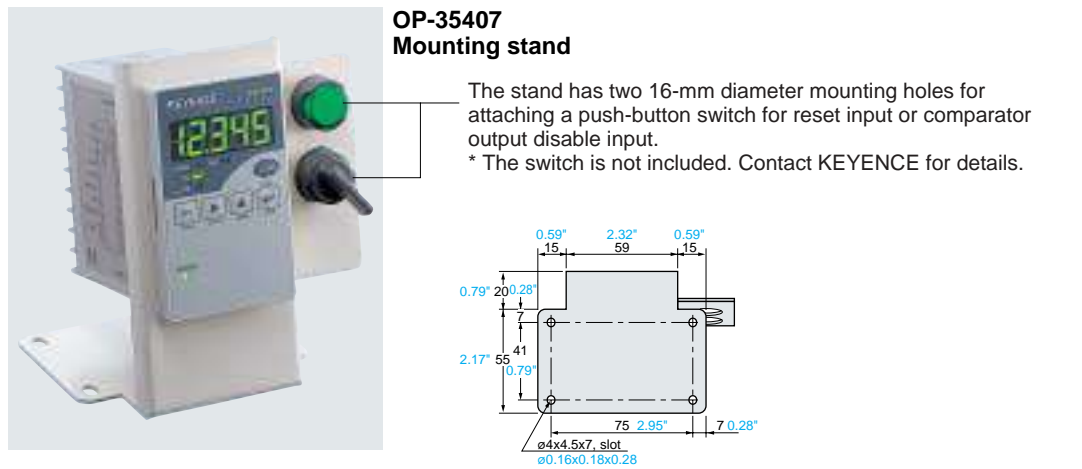
Model		Cylindrical	Threaded	Cylindrical, threaded		Thin profile
		ø5.4 x 18 mm	M10 x 18 mm	M16 x 20 mm	ø22 x 35 mm	14x30x4.8 mm
Shape	Sensor head	EX-305V	EX-110V	EX-416V	EX-422V	EX-614V
	Controller	EX-V01	EX-V02	EX-V05	EX-V10	EX-V64
Measuring range		0 to 1 mm 0.04"	0 to 2 mm 0.08"	0 to 5 mm 0.20"	0 to 10 mm 0.39"	0 to 4 mm 0.16"
Display range		-19999 to 19999				
Linearity		±0.3% of F.S.				
Resolution		0.4 μm	0.4 μm	1 μm	2 μm	1 μm
Sampling rate		40000 samples max./sec. ¹				
Display rate		20/sec.				
Display character		7-segment 2-color LED				
Range-over alarm		±FFFF is displayed.				
Control input	Timing input	NPN open-collector or non-voltage contact				
	Reset input					
	Auto-zero input					
	Comparator output disable input					
	Synchronous input					
Control output	External setting input					
	Tolerance setting	Upper/lower 2-level setting x 4 sets (selectable)				
	Signal	NPN open-collector (HIGH, GO and LOW): 100 mA max. (40 V max.)				
	Response time	0.075 ms (at maximum speed)				
Strobe output	Off-delay time	60 ms				
	Alarm output	NPN open-collector: 100 mA max. (40 V max.), Residual voltage: 1 V max. (N.O.)				
	Response time	0.075 ms (at maximum speed)				
Analog voltage output	Output voltage	±5 V				
	Impedance	100 Ω				
Temperature fluctuation	Response time	0.075 ms (at maximum speed)				
	Power supply	24 VDC±10%, Ripple (P-P): 10% max.				
Current consumption		240 mA max.				
Ambient temperature	Sensor head	-10 to +60°C (14 to 140 °F), No freezing				
	Controller	0 to +50°C (32 to 122 °F), No freezing				
Relative humidity		35 to 85%, No condensation				
Vibration		10 to 55 Hz, 1.5 mm double amplitude in X, Y and Z directions, 2 hours respectively				
Weight	Sensor head (including 3-m cable)	Approx. 45 g	Approx. 55 g	Approx. 75 g	Approx. 200 g	Approx. 60 g
	Controller	Approx. 235 g				
Major functions		Auto-zero function, Offset function, Measurement modes (15 types), Tolerance limit value memory function (4 patterns)				

1. When the digital filter function is used, the sampling rate is 20000 sampling/sec.
2. When the distance between the sensor head and the target is within 50% of the measuring range.
3. The above data was obtained using an iron target (S45C, SS41, t = 1 mm 0.04"). When measuring aluminum, copper, or stainless steel targets, refer to the linear characteristics for these materials.

■ Dimensions



■ Options



Visit our website for other Keyence products at www.keyence.com

Specifications are subject to change without notice.

KEYENCE

KEYENCE CORPORATION OF AMERICA
Corporate Office
50 Tice Blvd., Woodcliff Lake, NJ 07677, U.S.A.

Boston Office
Phone: 781-453-2244 Fax: 781-453-2255
New Jersey Office
Phone: 201-291-4000 Fax: 201-291-8860
Pennsylvania Office
Phone: 610-768-8993 Fax: 610-337-1067
Charlotte Office
Phone: 704-423-0070 Fax: 704-423-0066

Atlanta Office
Phone: 770-951-1222 Fax: 770-951-1958
Tampa Office
Phone: 813-998-9886 Fax: 813-998-9887
Cleveland Office
Phone: 216-464-7530 Fax: 216-464-7540
Columbus Office
Phone: 614-799-3400 Fax: 614-799-3401

Cincinnati Office
Phone: 513-554-1227 Fax: 513-554-1229
Michigan Office
Phone: 734-591-9922 Fax: 734-591-1722
Indianapolis Office
Phone: 317-843-2616 Fax: 317-843-2647
Chicago Office
Phone: 847-969-0001 Fax: 847-969-0453

Minneapolis Office
Phone: 952-924-9779 Fax: 952-249-9143
St. Louis Office
Phone: 314-275-9174 Fax: 314-275-9175
Texas Office
Phone: 972-733-6790 Fax: 972-733-6791
Denver Office
Phone: 303-756-5242 Fax: 303-756-8301

Phoenix Office
Phone: 602-225-2400 Fax: 602-225-2425
Portland Office
Phone: 503-699-0500 Fax: 503-699-8400
Northern California Office
Phone: 925-225-1550 Fax: 925-225-1440
Los Angeles Office
Phone: 310-851-8635 Fax: 310-851-8681

© KEYENCE CORPORATION, 2000 EXV-KA-C-2-0302 Printed in Japan

KEYENCE

NEW High-speed, High-Accuracy
Digital Displacement
Inductive Sensor
EX-V Series

High-speed Sub-micron Displacement Sensor
with 40,000 Samples/sec.

High Accuracy Inductive Gauging Technology



Artisan Technology Group is an independent supplier of quality pre-owned equipment

Gold-standard solutions

Extend the life of your critical industrial, commercial, and military systems with our superior service and support.

We buy equipment

Planning to upgrade your current equipment? Have surplus equipment taking up shelf space? We'll give it a new home.

Learn more!

Visit us at artisanng.com for more info on price quotes, drivers, technical specifications, manuals, and documentation.

Artisan Scientific Corporation dba Artisan Technology Group is not an affiliate, representative, or authorized distributor for any manufacturer listed herein.

We're here to make your life easier. How can we help you today?

(217) 352-9330 | sales@artisanng.com | artisanng.com

